

Wine Industry Metrics - Winery Job Index - May 2014

Wines Vines Analytics

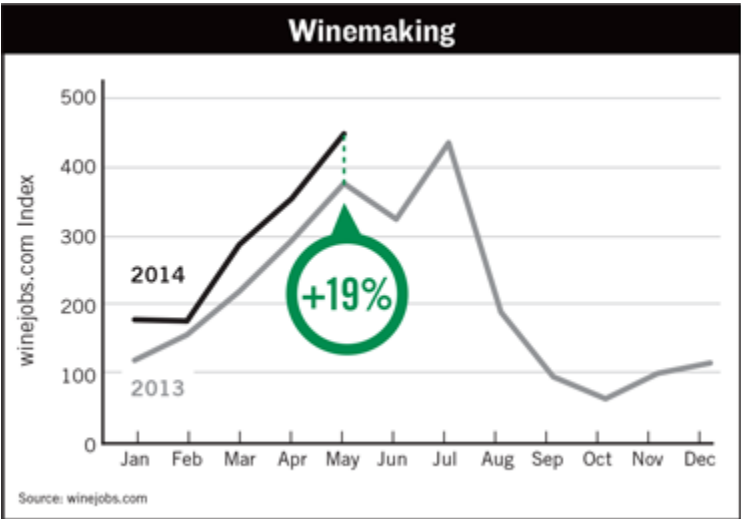
Winery Job Index Grows 6% in May and 18% for 12 Months

The Winery Job Index grew 6% in May, reflecting winery hiring activity that continued to set records. The 12-month growth rate through May was 18% and indicated how optimistic wineries have been about their financial health.

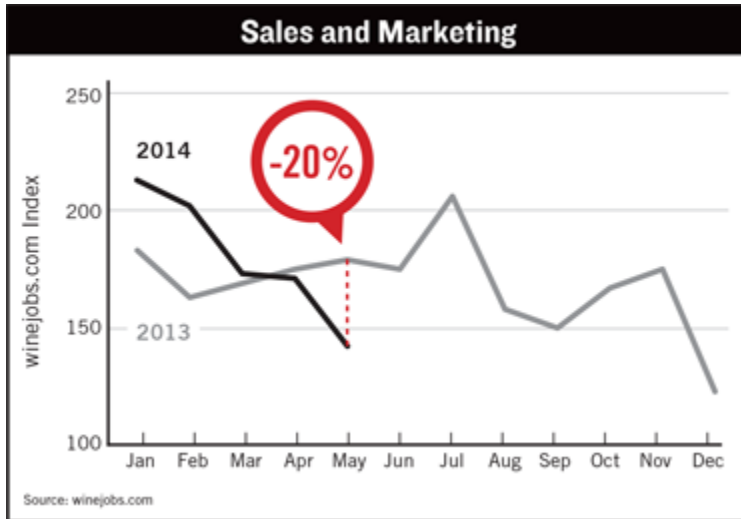
Winery Job Index »	Month	12 Months
	May 2014	302
	May 2013	291



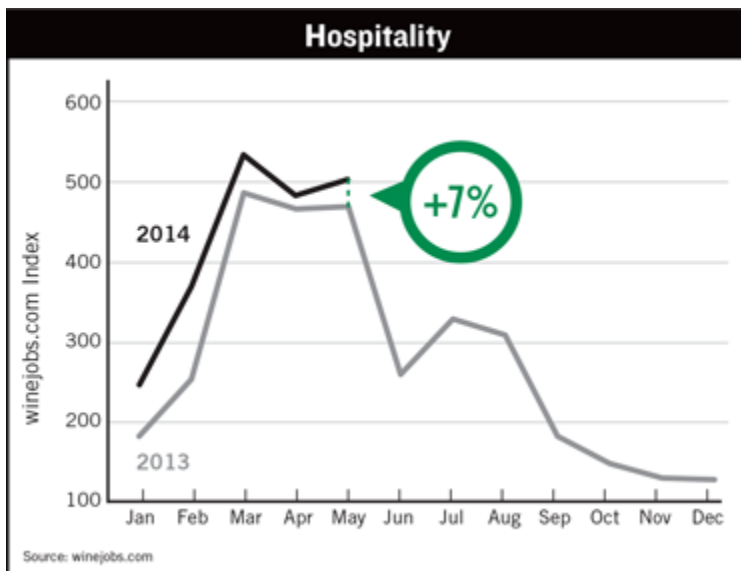
The Winery Job Index in May hit its highest point this year, and also surpassed any month's performance in 2013.



Hiring activity in winemaking jobs in May was the most active of the three types of winery jobs that the index covers.



Activity related to hiring sales and marketing people in May dropped from May 2013 after many months of growth.



Hospitality job activity grew 7% in May as many wineries hurried to get employees in place for the summer visitor season.

WINES&VINES

866.453.9701 | 415.453.9700 | Fax: 415.453.2517 | 65 Mitchell Blvd., Ste. A San Rafael, CA 94903

info@winesandvines.com

Copyright © 2001-2024 by Wine Communications Group, Inc. All Rights Reserved.
No material may be reproduced without written permission of the Publisher.