

Wine Industry Metrics - Winery Job Index - August 2014

Wines Vines Analytics

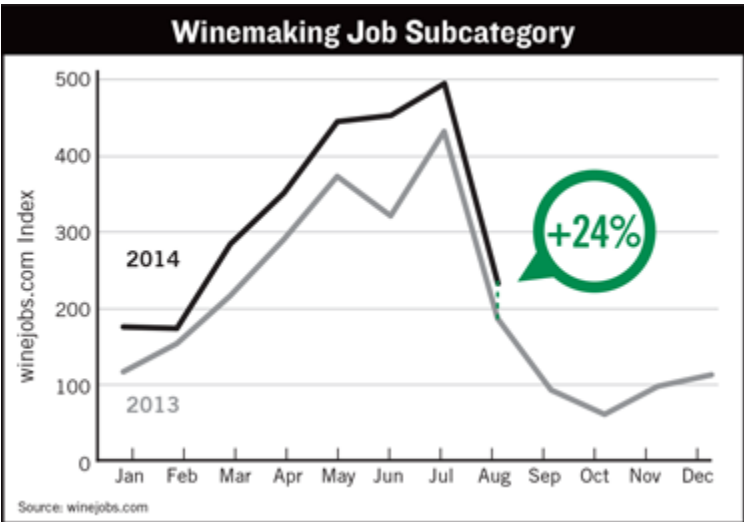
August Winery Hiring Increases 12% From a Year Ago

Winery hiring activity in August grew 12% from August 2013, according to the wine industry's leading online job site, winejobs.com. The Winery Job Index also grew 19% during the most recent 12-month period compared to a year earlier. The index decreased from July, however, conforming to the normal seasonal slowdown.

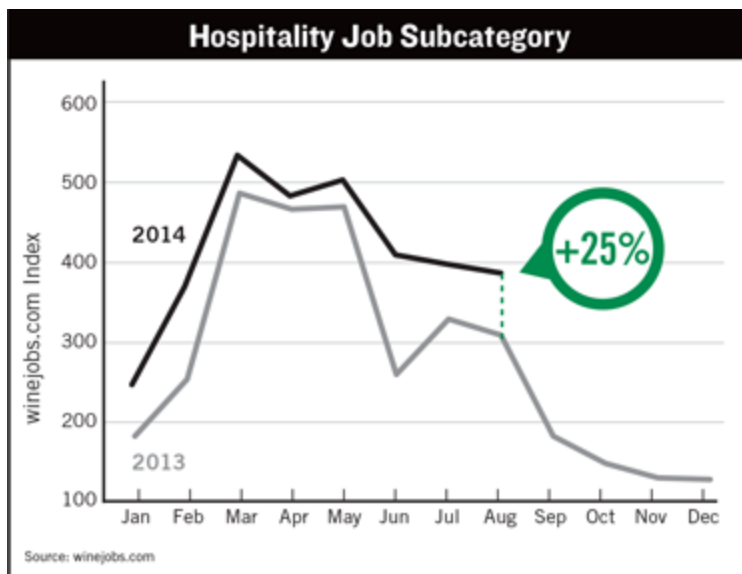
Winery Job Index »	Month	12 Months
August 2014	218	221
August 2013	194	189



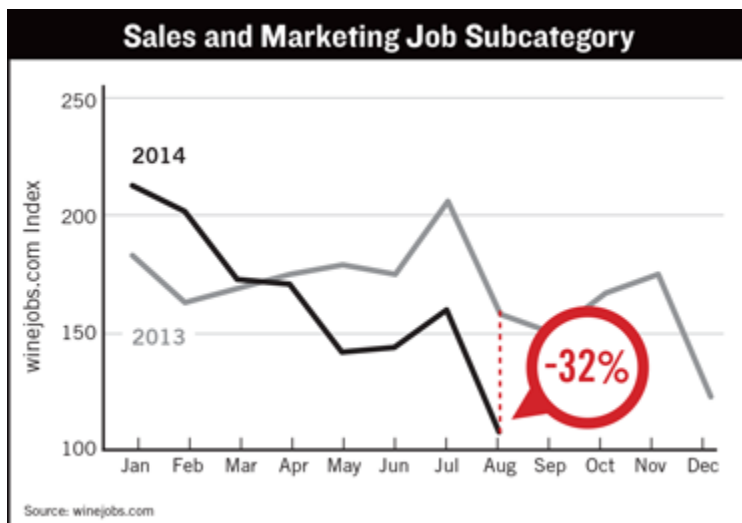
The following indices show a break out of the Winery Job Index by three sub categories.



Hiring activity in August for winemaking jobs grew sharply from August 2013, even as an earlier than usual harvest began. With 24% higher numbers than a year ago, the August index point still reflected much slower hiring than July of this year. A typical winery had already made most hiring decisions for the harvest.



Hospitality job hiring activity rose even faster than winemaking job hiring activity in August. The Hospitality Job Index increased 25% compared to a year ago.



The Sales and Marketing Job Index in August dropped to its lowest point of the year so far and showed 32% less hiring activity than August 2013.

WINES & VINES

866.453.9701 | 415.453.9700 | Fax: 415.453.2517 | 65 Mitchell Blvd., Ste. A San Rafael, CA 94903
info@winesandvines.com

Copyright © 2001-2024 by Wine Communications Group, Inc. All Rights Reserved.
No material may be reproduced without written permission of the Publisher.