

Wine Industry Metrics - Winery Job Index - October 2014

Wines Vines Analytics

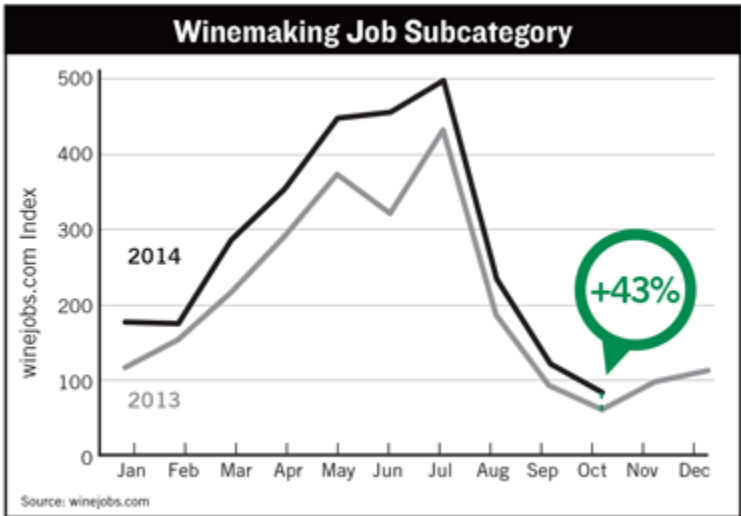
Winery Job Index Grows 18% During Past 12 Months

Winery job postings increased by 6% in October compared to October 2013, which was a slowdown from recent months, according to Winejobs.com. The 12-month growth rate stayed the same as in September, at 18%, due to robust growth earlier in the year.

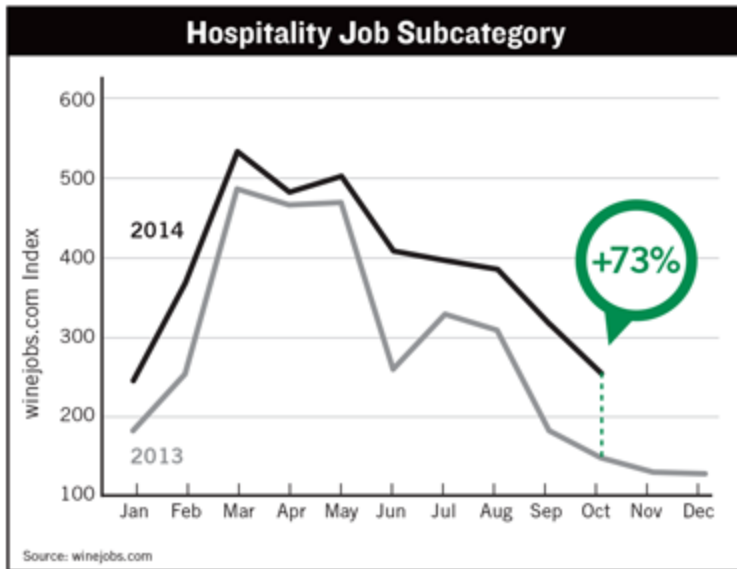
Winery Job Index »	Month	12 Months
October 2014	137	223
October 2013	131	192



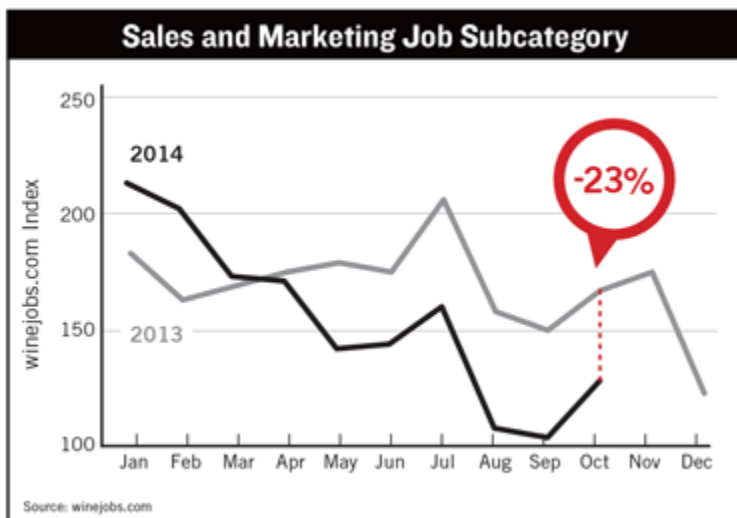
The following indices show a breakout of the Winery Job Index by three subcategories.



Job postings in the winemaker subcategory in October increased by 43% from last October. Only January had a bigger increase this year.



Hiring activity for winery hospitality jobs — tasting room, retail and DtC related — shot up 73% in October compared to a year ago.



An October decrease in sales and marketing jobs of 23% countered the growth in the two other subcategories.

WINES & VINES

866.453.9701 | 415.453.9700 | Fax: 415.453.2517 | 65 Mitchell Blvd., Ste. A San Rafael, CA 94903

info@winesandvines.com

Copyright © 2001-2024 by Wine Communications Group, Inc. All Rights Reserved.
No material may be reproduced without written permission of the Publisher.