

# Wine Industry Metrics - Winery Job Index - January 2015

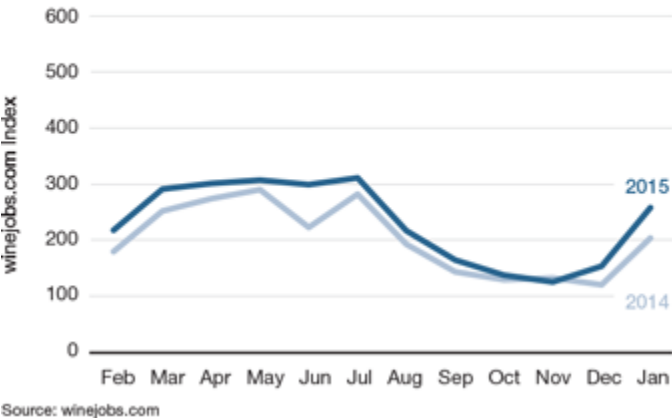
Wines Vines Analytics

## Winery Hiring Starts 2015 With 26% Growth

Winery hiring activity started 2015 with a sharp increase of 26% over January 2014, and the 12-month average growth in the Winery Job Index was 15%. Winery hospitality jobs drove much of the growth, according to data from Winejobs.com.

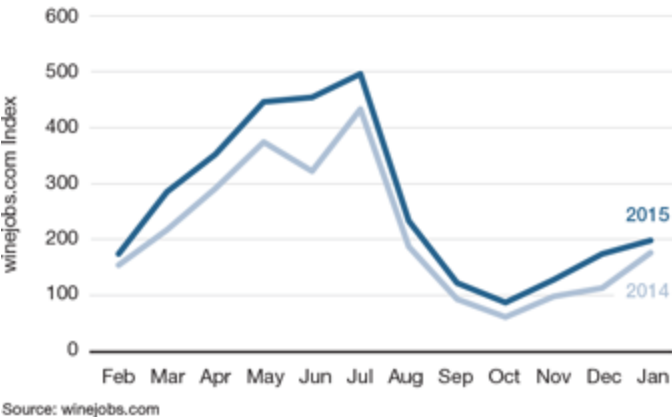
Winery Job Index »	Month	12 Months
	January 2015	230
	January 2014	203

## WINERY JOB INDEX



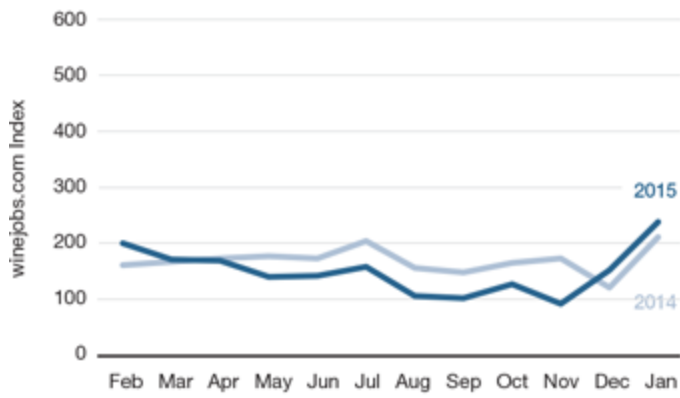
The following indices show a breakout of the Winery Job Index by three subcategories.

## WINEMAKING JOB SUBCATEGORY



Winemakers were in 12% higher demand in January than in January 2013, according to hiring activity on Winejobs.com.

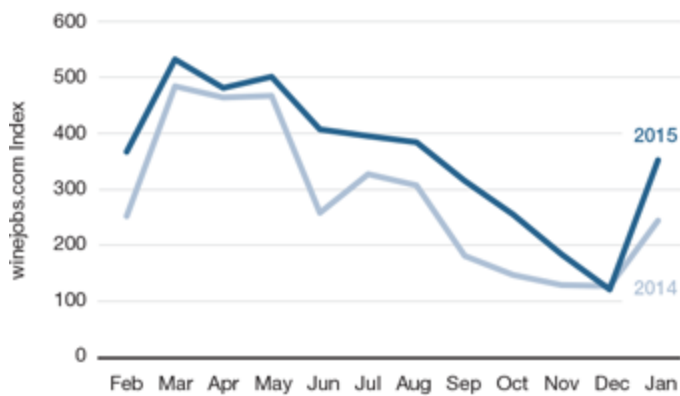
## SALES AND MARKETING JOB SUBCATEGORY



Source: winejobs.com

Activity in winery sales and marketing jobs rose by 13% in January.

## HOSPITALITY JOB SUBCATEGORY



Source: winejobs.com

Hospitality jobs were the fastest growing category of winery job activity in January, growing by 44% compared to a year ago.

# WINES & VINES

866.453.9701 | 415.453.9700 | Fax: 415.453.2517 | 65 Mitchell Blvd., Ste. A San Rafael, CA 94903  
[info@winesandvines.com](mailto:info@winesandvines.com)

Copyright © 2001-2024 by Wine Communications Group, Inc. All Rights Reserved.  
 No material may be reproduced without written permission of the Publisher.