

Wine Industry Metrics - Winery Job Index - April 2015

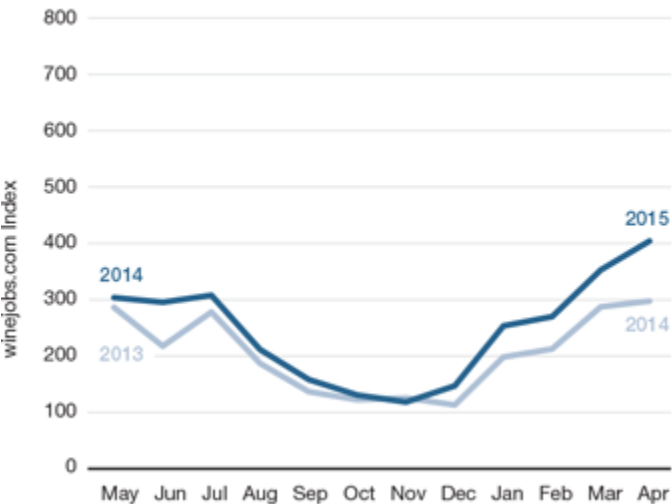
Wines Vines Analytics

Winery Job Index Up 34% From April 2014

The Winery Job Index in April showed its biggest monthly gain so far this year: up 34% from April 2014. Hiring activity for hospitality jobs was the hottest category.

Winery Job Index »	Month	12 Months
	April 2015	249
	April 2014	210

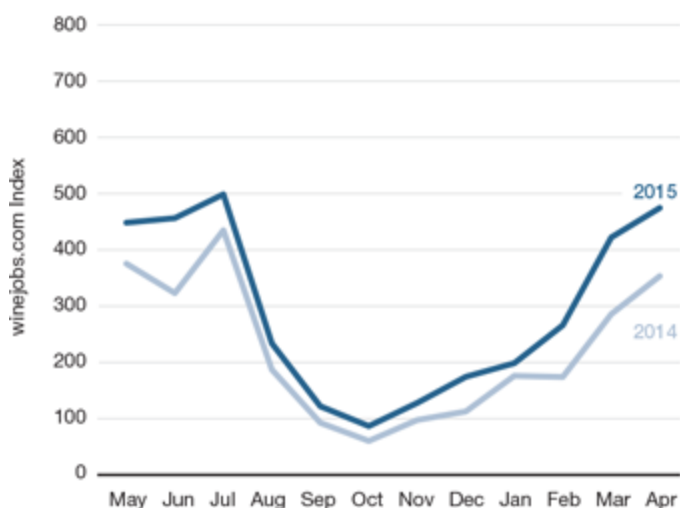
WINERY JOB INDEX



Source: winejobs.com

The following indices show a breakout of the Winery Job Index by three subcategories.

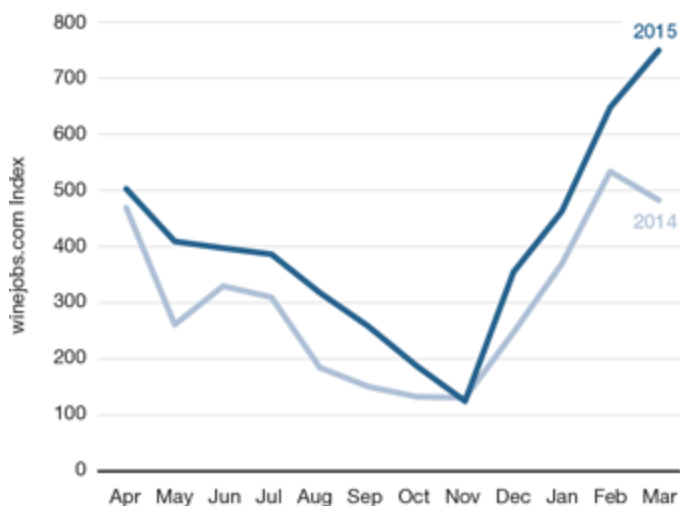
WINEMAKING JOB SUBCATEGORY



Source: winejobs.com

Winemakers were in great demand in April. The index for winemaking jobs was 34% higher than April 2014, the same percentage as for all winery jobs.

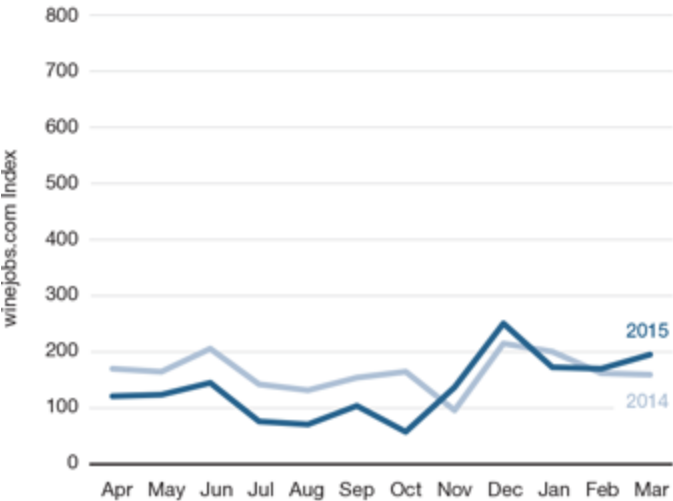
HOSPITALITY JOB SUBCATEGORY



Source: winejobs.com

March, April and May have been the business hiring months for hospitality jobs in recent years. April was 56% higher than during April 2014, which had seen only a modest gain.

SALES AND MARKETING JOB SUBCATEGORY



Source: winejobs.com

Activity in sales and marketing jobs lagged behind other winery job types but still grew by 15% in April.

WINES&VINES

866.453.9701 | 415.453.9700 | Fax: 415.453.2517 | 65 Mitchell Blvd., Ste. A San Rafael, CA 94903
info@winesandvines.com

Copyright © 2001-2024 by Wine Communications Group, Inc. All Rights Reserved.
No material may be reproduced without written permission of the Publisher.