

Wine Industry Metrics - Winery Job Index - May 2015

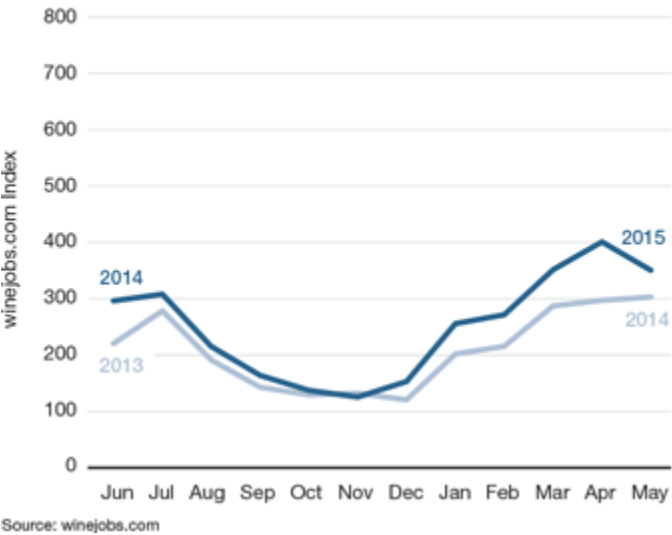
Wines Vines Analytics

Hiring Activity Up in May But Pace Cools Off

The Winery Job Index in May cooled a bit from the hot rate of growth it experienced from December 2014 through April. While this indicator of winery hiring activity still increased 16% from May 2014, it was about 10 points below the average growth rate of the previous five months. Winejobs.com calculates the index.

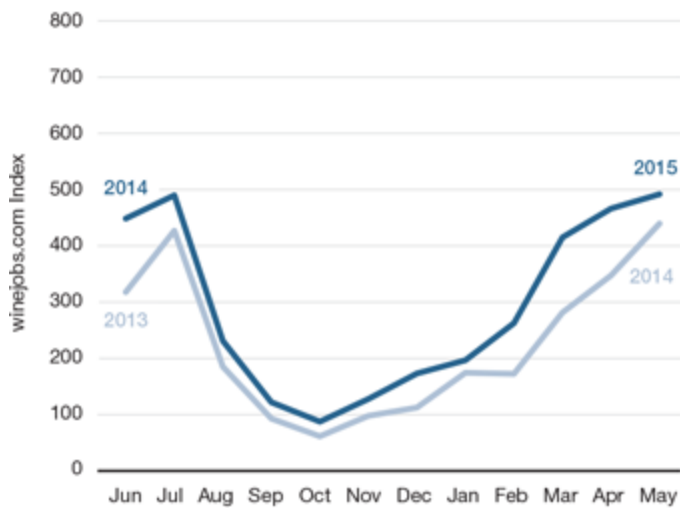
Winery Job Index »	Month	12 Months
	May 2015	253
	May 2014	211

WINERY JOB INDEX



The following indices show a breakout of the Winery Job Index by three subcategories.

WINEMAKING JOB SUBCATEGORY



Source: winejobs.com

Winemaking job activity rose by 12% in May compared to last May. This subcategory hasn't dipped since October 2013.

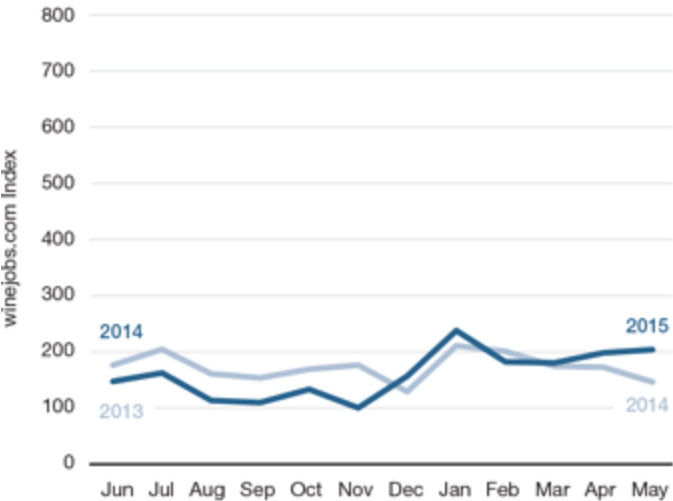
HOSPITALITY JOB SUBCATEGORY



Source: winejobs.com

Hospitality jobs dropped 3% from a year ago in May, after being up 56% in April. The slowing may reflect that wineries work hard to staff up in advance of the May-October visitor season.

SALES AND MARKETING JOB SUBCATEGORY



Source: winejobs.com

Sales and marketing job listings, after lagging the other job types for most of the past year, saw the most rapid growth of 43% compared to last May.

WINES&VINES

866.453.9701 | 415.453.9700 | Fax: 415.453.2517 | 65 Mitchell Blvd., Ste. A San Rafael, CA 94903
info@winesandvines.com

Copyright © 2001-2024 by Wine Communications Group, Inc. All Rights Reserved.
No material may be reproduced without written permission of the Publisher.