

Wine Industry Metrics - Winery Job Index - June 2015

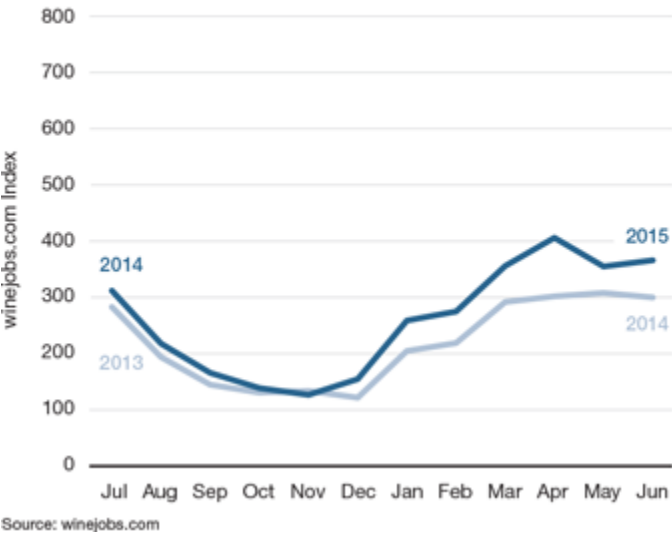
Wines Vines Analytics

Job Index Hits Second Highest Level in Eight Years

The Winery Job Index in June jumped 22% from June 2014 reflecting very positive movement in hiring activity, as recorded by Winejobs.com. At 366 points, it was the second highest monthly number since the index was set at 100 points in January 2007. Only April of this year was higher. The increase in June also helped boost the 12-month index to 19% over the same period a year earlier.

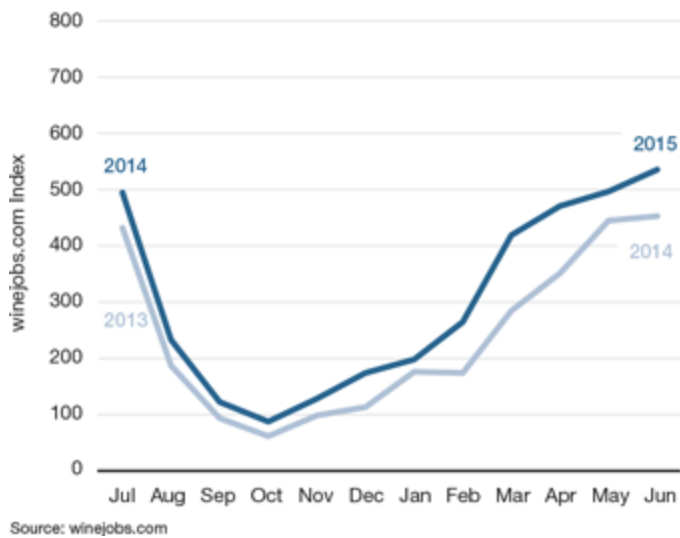
Winery Job Index »	Month	12 Months
June 2015	364	259
June 2014	297	217

WINERY JOB INDEX



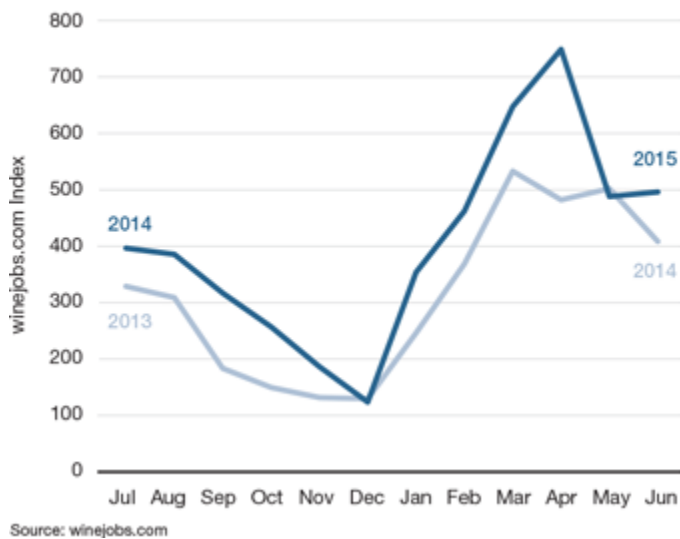
The following indices show a breakout of the Winery Job Index by three subcategories.

WINEMAKING JOB SUBCATEGORY



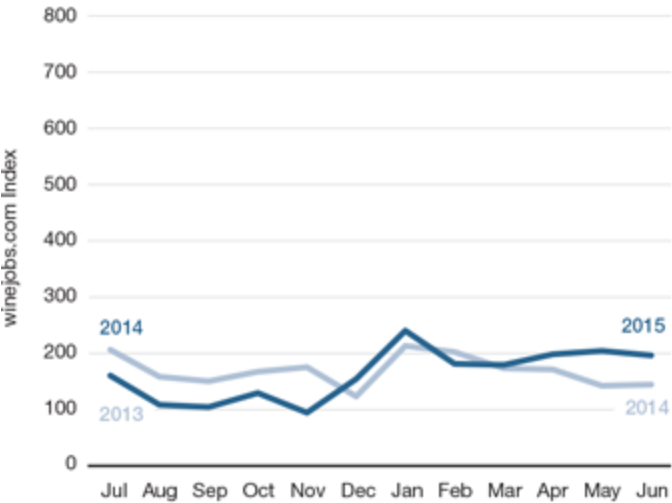
Job postings in the subcategory of winemaking in June were the highest on record, growing 18% from June 2014.

HOSPITALITY JOB SUBCATEGORY



Winery hiring activity in direct-to-consumer, tasting room and retail jobs grew 22% in June from a year ago.

SALES AND MARKETING JOB INDEX



Source: winejobs.com

Hiring for winery sales and marketing positions turned around this year, showing gains over 2014 in each month except February.

WINES&VINES

866.453.9701 | 415.453.9700 | Fax: 415.453.2517 | 65 Mitchell Blvd., Ste. A San Rafael, CA 94903
info@winesandvines.com

Copyright © 2001-2024 by Wine Communications Group, Inc. All Rights Reserved.
No material may be reproduced without written permission of the Publisher.