

Wine Industry Metrics - Winery Job Index - July 2015

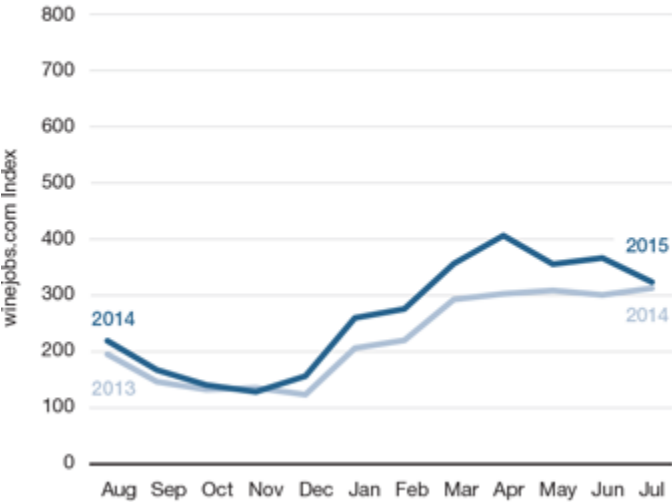
Wines Vines Analytics

Winery Job Index Up, as Rate of Growth Slows Slightly

While winery hiring activity continued to grow, the pace of winery job growth slowed slightly in July, according to Winejobs.com. The July Winery Job Index grew 4% over last July, compared to 22% in June. The 12-month index rose 18% higher than the previous 12-month period, compared to a 19% growth rate in June.

Winery Job Index »	Month	12 Months
	July 2015	260
	July 2014	219

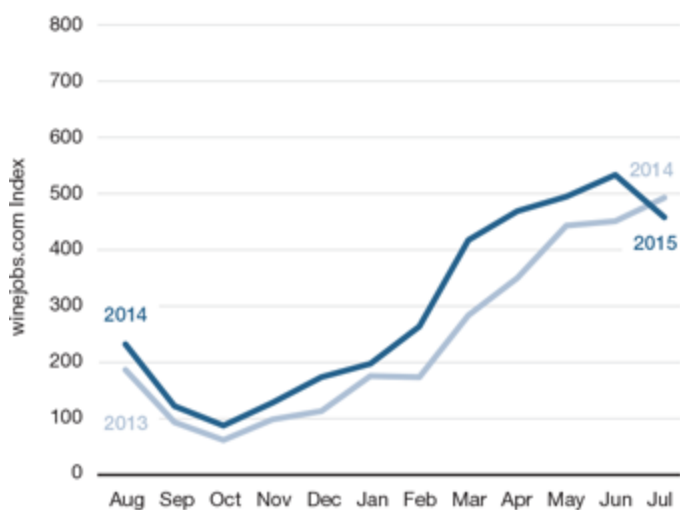
WINERY JOB INDEX



Source: winejobs.com

The following indices show a breakout of the Winery Job Index by three subcategories.

WINEMAKING JOB SUBCATEGORY



Source: winejobs.com

Although the winemaking sub-index for July dipped compared to July 2014, the postings that comprise the index show strength in full-time and harvest-help cellar and production postings.

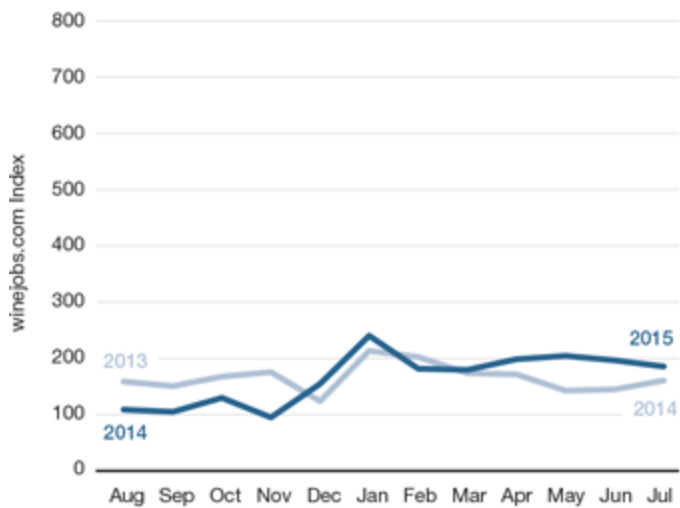
HOSPITALITY JOB SUBCATEGORY



Source: winejobs.com

Hospitality job hiring activity increased 12% in July compared to July 2014. It was the smallest July gain since 2009.

SALES AND MARKETING JOB INDEX



Source: winejobs.com

Winejobs.com reported that July sales and marketing hiring activity rose 16% from the previous July, which had seen a 22% drop.

WINES & VINES

866.453.9701 | 415.453.9700 | Fax: 415.453.2517 | 65 Mitchell Blvd., Ste. A San Rafael, CA 94903
info@winesandvines.com

Copyright © 2001-2024 by Wine Communications Group, Inc. All Rights Reserved.
No material may be reproduced without written permission of the Publisher.