

Wine Industry Metrics - Winery Job Index - October 2015

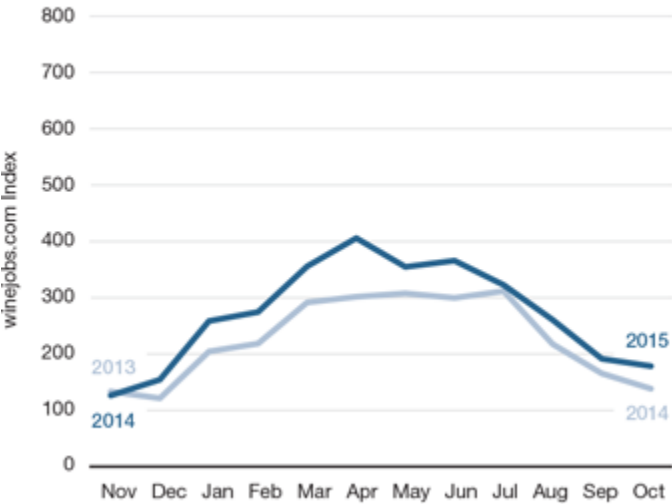
Wines Vines Analytics

Winery Hiring Stays Up as 2015 Harvest Ends

The Winery Job Index in October reached its highest monthly growth rate since April, rising 29% from last October. The 12-month growth rate in winery hiring activity inched up 1 point to 20% as the harvest season came to a close. Hiring growth in administration and finance contributed to the October rise.

| Winery Job Index » | Month | 12 Months |
|--------------------|--------------|-----------|
| | October 2015 | 269 |
| | October 2014 | 223 |

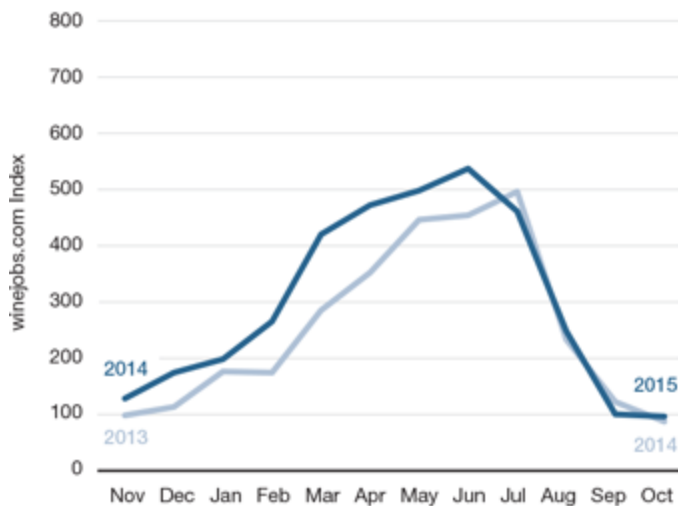
WINERY JOB INDEX



Source: winejobs.com

The following indices show a breakout of the Winery Job Index by three subcategories.

WINEMAKING JOB SUBCATEGORY



Source: winejobs.com

Winemaking job activity rose by 10% over last October, after dipping temporarily in September.

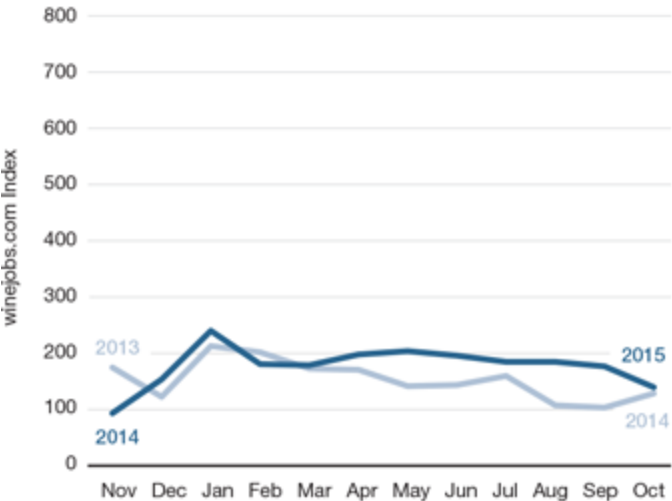
HOSPITALITY JOB SUBCATEGORY



Source: winejobs.com

Wineries seemed to be saying that direct sales will continue into the winter months as they looked for new people for DtC, hospitality and retail jobs at an 18% higher rate than last October.

SALES AND MARKETING JOB SUBCATEGORY



Source: winejobs.com

After huge percentage increases in August and September, hiring activity for sales and marketing jobs grew by 9% in October vs. October 2014.

WINES&VINES

866.453.9701 | 415.453.9700 | Fax: 415.453.2517 | 65 Mitchell Blvd., Ste. A San Rafael, CA 94903
info@winesandvines.com

Copyright © 2001-2024 by Wine Communications Group, Inc. All Rights Reserved.
No material may be reproduced without written permission of the Publisher.