

# Wine Industry Metrics - Winery Job Index - December 2015

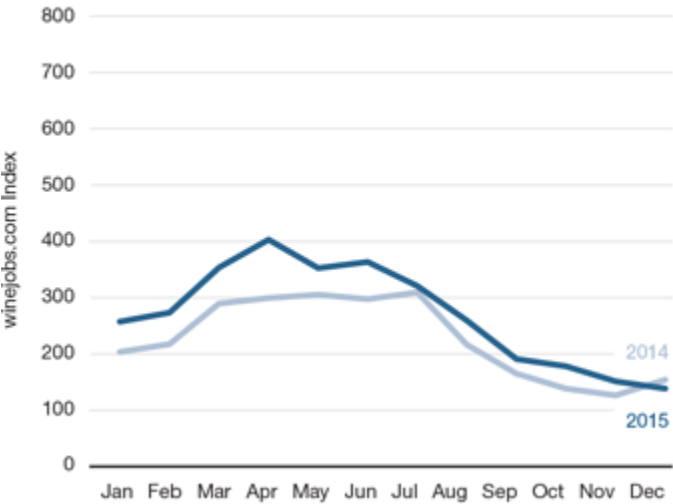
Wines Vines Analytics

## Winery Hiring Activity Increases 19% in 2015

The Winery Job Index final numbers for 2015 confirmed that it was a growth year for winery hiring. Postings on Winejobs.com were up 19% compared to 2014. Across all categories, it was steady growth for most of the year, with a slight drop in the number of postings in December compared to an unusually active month of December 2014.

Winery Job Index »	Month	12 Months
	December 2015	270
	December 2014	225

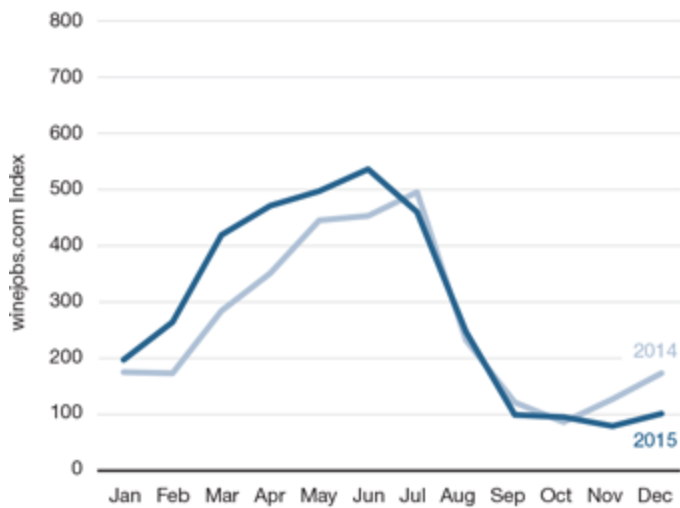
## WINERY JOB INDEX



Source: winejobs.com

December was the only month of 2015 when the Winery Job Index dipped below the same month of 2014, and that was primarily due to a dramatic one-month rise in December 2014.

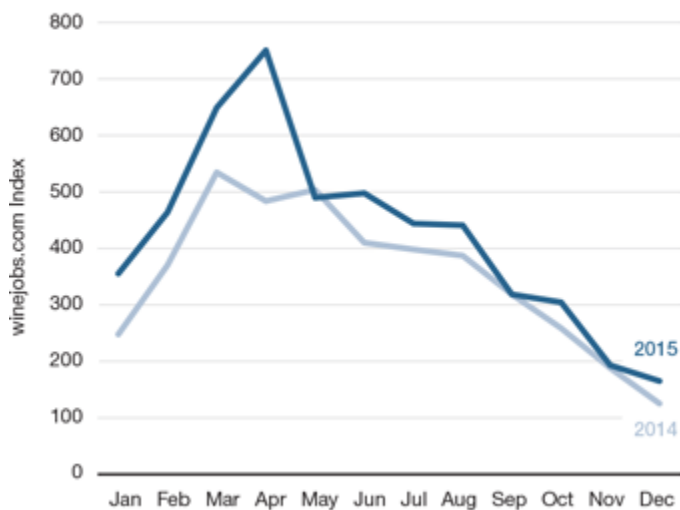
## WINEMAKING JOB SUBCATEGORY



Source: winejobs.com

Winemaking positions increased 11% in 2015 over 2014 numbers, though December 2015 postings were down 41% from December 2014.

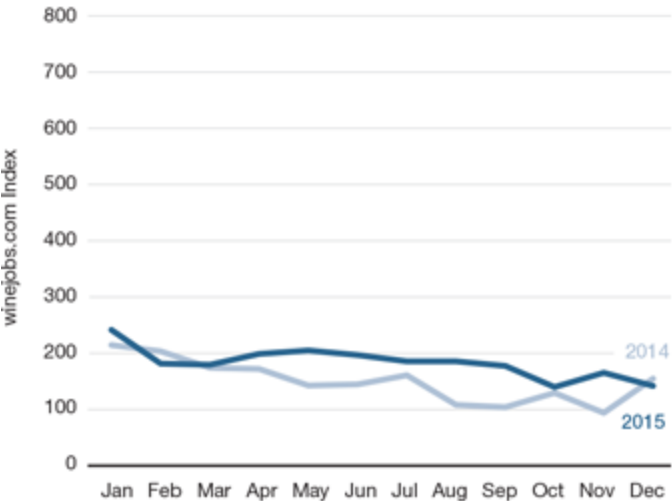
## HOSPITALITY JOB SUBCATEGORY



Source: winejobs.com

Postings for open direct-to-consumer, tasting room and retail positions ended the year on a high note, up 33% in December 2015 from December 2014.

SALES AND MARKETING JOB SUBCATEGORY



Source: winejobs.com

Sales and marketing positions led the way in growth, up 22% for the year. Open positions peaked in November.



866.453.9701 | 415.453.9700 | Fax: 415.453.2517 | 65 Mitchell Blvd., Ste. A San Rafael, CA 94903  
[info@winesandvines.com](mailto:info@winesandvines.com)

Copyright © 2001-2024 by Wine Communications Group, Inc. All Rights Reserved.  
No material may be reproduced without written permission of the Publisher.