

# Wine Industry Metrics - Winery Job Index - June 2016

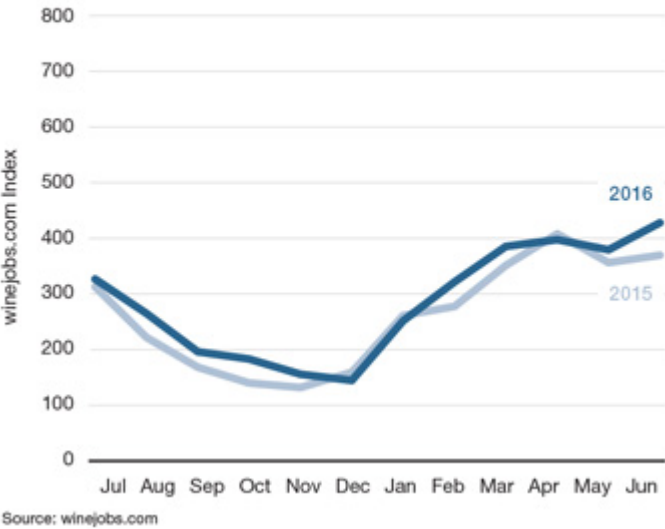
Wines Vines Analytics

## Winery Hiring Activity Sets Record in June

The Winery Job Index rose 16% in June, hitting an all-time high of 421. The growth reflected dramatic hiring activity for hospitality jobs in particular as the summer began. The monthly result helped raise the 12-month growth trend to 12%.

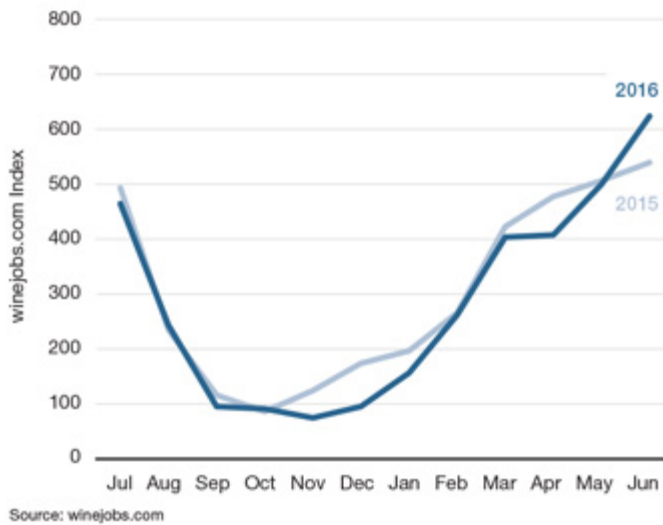
Winery Job Index »	Month	12 Months
June 2016	423	283
June 2015	364	259

### WINERY JOB INDEX



The Winery Job Index reached 421, its highest point since Winejobs.com established the index at 100 in January 2007.

## WINEMAKING JOB SUBCATEGORY



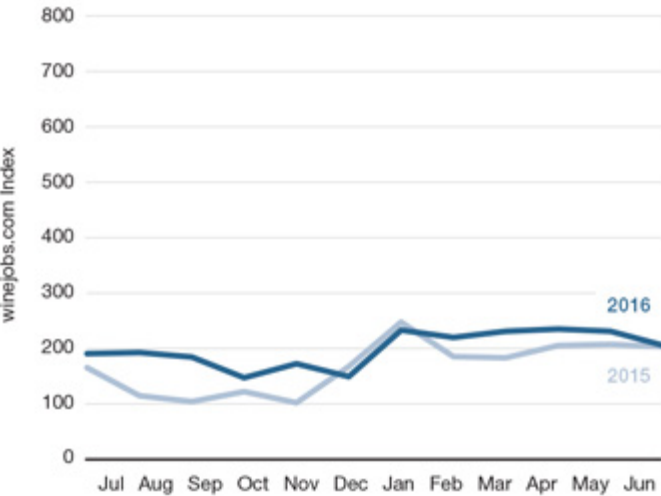
Winemaking jobs grew 15% in June compared to June 2015. Postings for winemaker and enologist jobs were at their highest level since a year ago, and cellar, lab and production postings were the highest since at least January 2013.

## HOSPITALITY JOB SUBCATEGORY



Hiring activity for direct-to-consumer, tasting room and retail jobs was 46% higher in June than last June but somewhat lower than the peak in March of this year.

SALES AND MARKETING JOB SUBCATEGORY



Source: winejobs.com

Winery sales and marketing job activity in June grew by just 1% from a year ago, when they spiked by 36%.

WINES&VINES

866.453.9701 | 415.453.9700 | Fax: 415.453.2517 | 65 Mitchell Blvd., Ste. A San Rafael, CA 94903  
[info@winesandvines.com](mailto:info@winesandvines.com)

Copyright © 2001-2024 by Wine Communications Group, Inc. All Rights Reserved.  
No material may be reproduced without written permission of the Publisher.