

# Wine Industry Metrics - Winery Job Index - July 2016

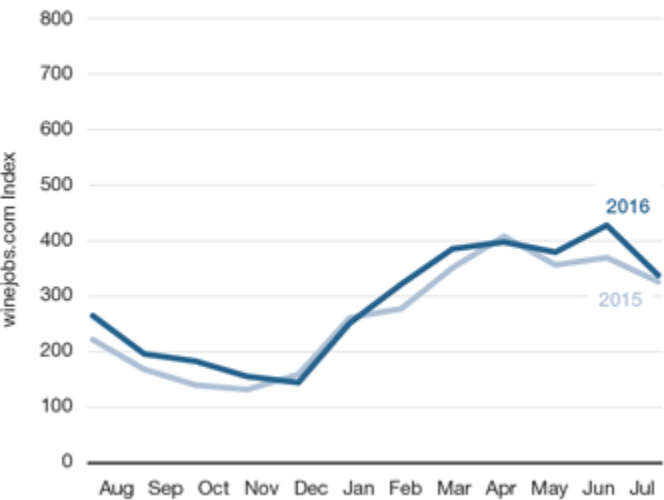
Wines Vines Analytics

## Winery Hiring Activity Up 3% in July

Winery hiring activity in July was 3% higher than last July, reported winejobs.com, and growth was especially strong among sales and marketing and hospitality jobs.

Winery Job Index »	Month	12 Months
July 2016	338	284
July 2015	321	260

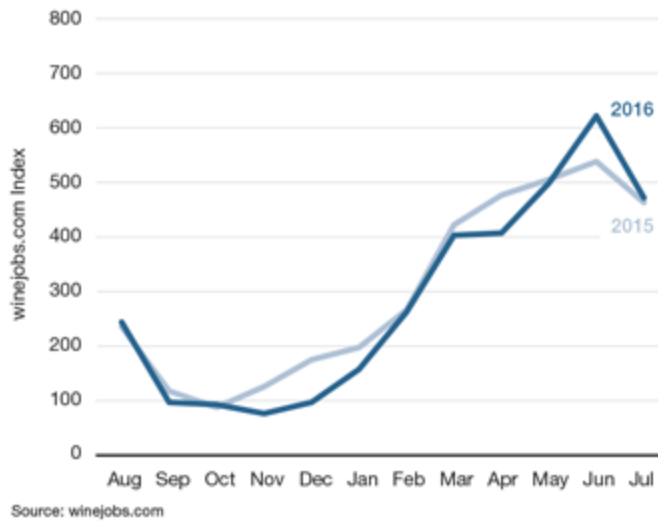
## WINERY JOB INDEX



Source: winejobs.com

The overall Winery Job Index dropped to 332 in July from 421 in June, signaling the traditional slow-down after most seasonal jobs were filled for the harvest period.

## WINEMAKING JOB SUBCATEGORY



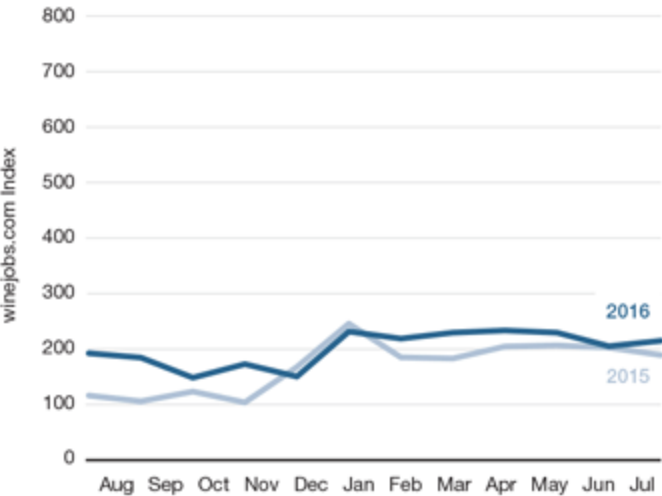
Winemaking job activity increased 2% from July 2015 and remained higher than any other July except 2014 since 2007.

## HOSPITALITY JOB SUBCATEGORY



Hospitality jobs grew 14% from a year ago, according to Winejobs.com.

SALES AND MARKETING JOB SUBCATEGORY



Source: winejobs.com

The rate of winery sales and marketing hiring also rose 14% from July 2015.



866.453.9701 | 415.453.9700 | Fax: 415.453.2517 | 65 Mitchell Blvd., Ste. A San Rafael, CA 94903  
[info@winesandvines.com](mailto:info@winesandvines.com)

Copyright © 2001-2024 by Wine Communications Group, Inc. All Rights Reserved.  
No material may be reproduced without written permission of the Publisher.