

# Wine Industry Metrics - Off-Premise Sales - October 2013

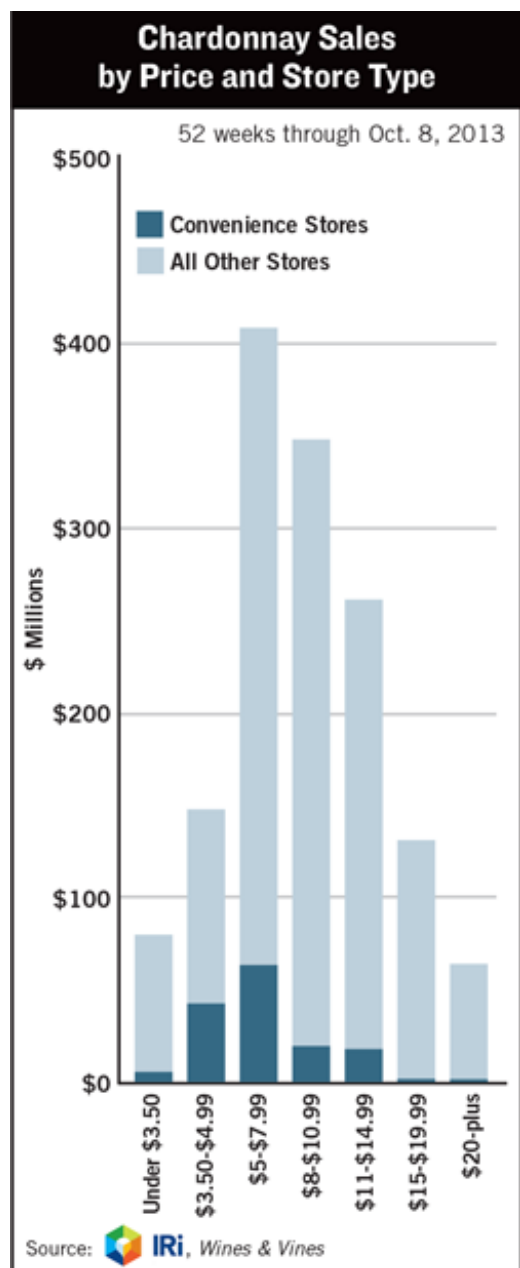
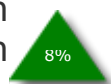
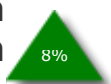
Wines Vines Analytics

## October Sales Up From 2012; Both Table and Sparkling Wines Grow

Off-premise sales of domestic wines in October dipped from their September level but surpassed October 2012 by 6%, according to IRI, the Chicago, Ill.-based market-research firm. Sales during the 52 weeks ending in October rose 7% compared to a year earlier. Domestic table wine and sparkling wine grew at virtually the same rate, although table wine was 22 times larger in value.

### Off-Premise Sales »

	Month	12 Months
October 2013	\$539 million	\$7,342 million
October 2012	\$499 million	\$6,768 million



### Bottles Below \$8 Account for 73% of Convenience Store Chardonnay Sales

The most popular varietal or wine type sold in convenience stores during the past year was the same as in other stores: Chardonnay, with a 26% share of sales. IRI numbers show that convenience store shoppers reached for lower priced Chardonnay more often than shoppers in other stores. Bottle prices below \$8 accounted for 73% of convenience store Chardonnay sales, while in other stores the figure was 44%.

## WINES & VINES

866.453.9701 | 415.453.9700 | Fax: 415.453.2517 | 65 Mitchell Blvd., Ste. A San Rafael, CA 94903

[info@winesandvines.com](mailto:info@winesandvines.com)

Copyright © 2001-2015 by Wine Communications Group, Inc. All Rights Reserved.  
No material may be reproduced without written permission of the Publisher.