

Wine Industry Metrics - Winery Job Index - March 2014

Wines Vines Analytics

Winery Hiring Activity Stronger Than Ever in March

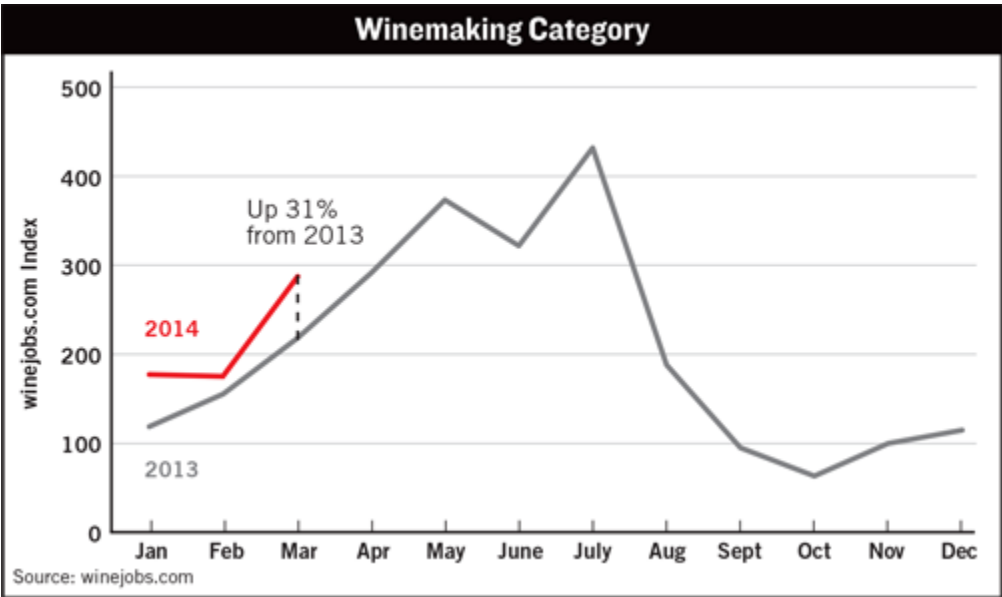
The Winery Job Index hit its highest mark ever in March. Dramatic gains in winemaking hiring activity and hospitality hiring activity lifted the overall index in March by 15% above the same month during 2013, according to Winejobs.com.

Winery Job

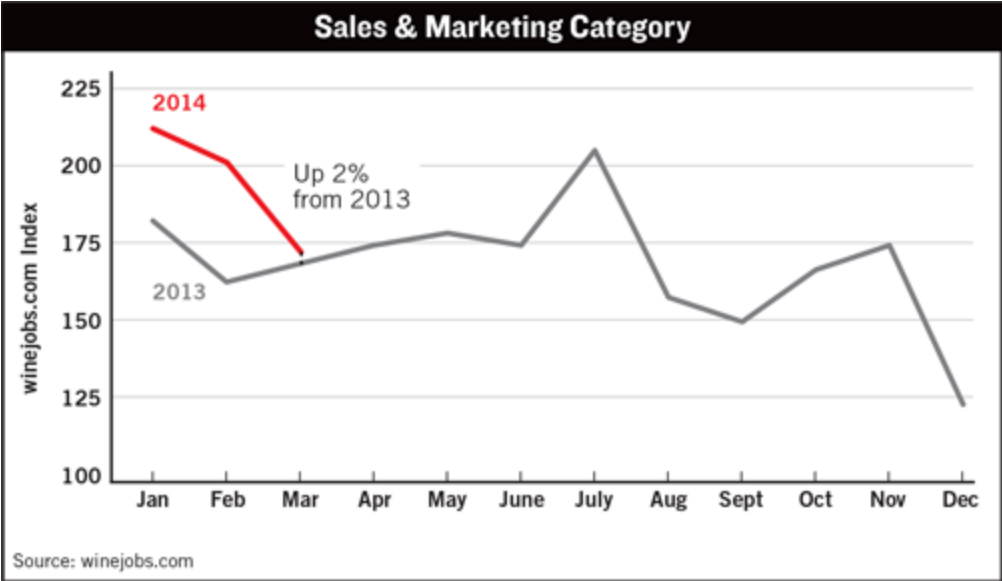
Index »	Month	12 Months
March 2014	286	208
March 2013	253	166



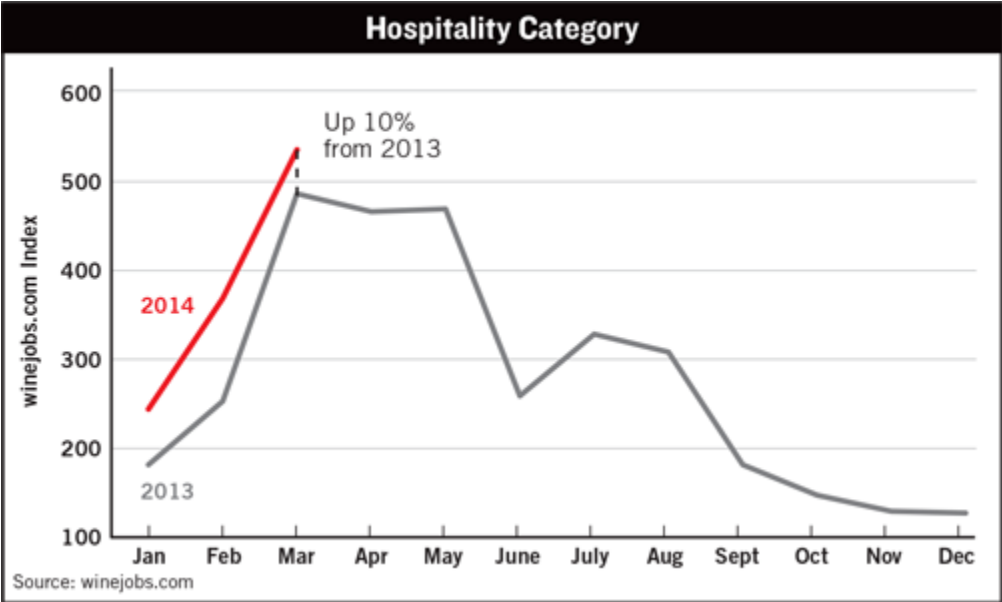
The index reached 292 in March, just passing the previous record high of 291 in May 2013. Winejobs.com set the base index of 100 in January 2007.



The winemaking job index rose 31% from its level in March 2013, and it was up 30% year-to-date.



The sales and marketing index increased 2% from its level in March 2013. The index was up 14% year-to-date.



The hospitality index increased 10% from its level in March 2013, and it was up 24% year-to-date.

WINES&VINES

866.453.9701 | 415.453.9700 | Fax: 415.453.2517 | 65 Mitchell Blvd., Ste. A San Rafael, CA 94903
info@winesandvines.com

Copyright © 2001-2024 by Wine Communications Group, Inc. All Rights Reserved.
No material may be reproduced without written permission of the Publisher.