

Wine Industry Metrics - Winery Job Index - June 2017

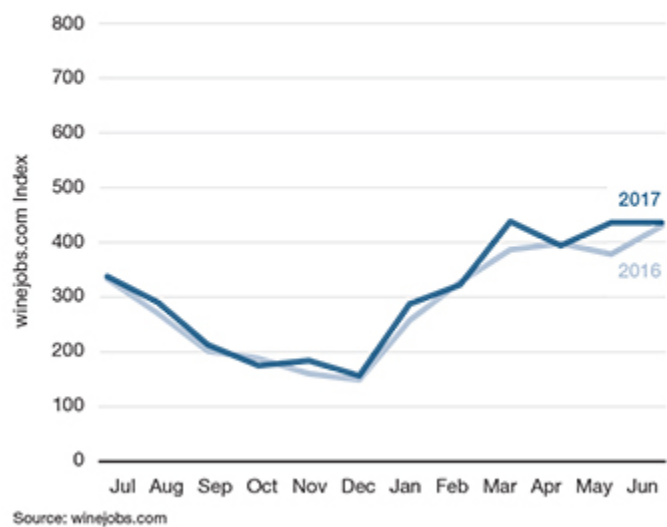
Wines Vines Analytics

Jobs Index Strong as Winemaking Positions Dominate Demand

Winejobs.com reported steady hiring in June 2017, with the Winery Jobs Index rising 1% versus June 2016 to 421. All categories except direct-to-consumer (DtC) and finance grew, led by 6% growth in winemaking roles. Year-to-date postings drove the index for vineyard labor to 486 for the first six months of 2017, up 45% from a year ago. California Association of Winegrape Growers president John Aguirre linked demand to winter weather that left vineyards requiring greater attention.

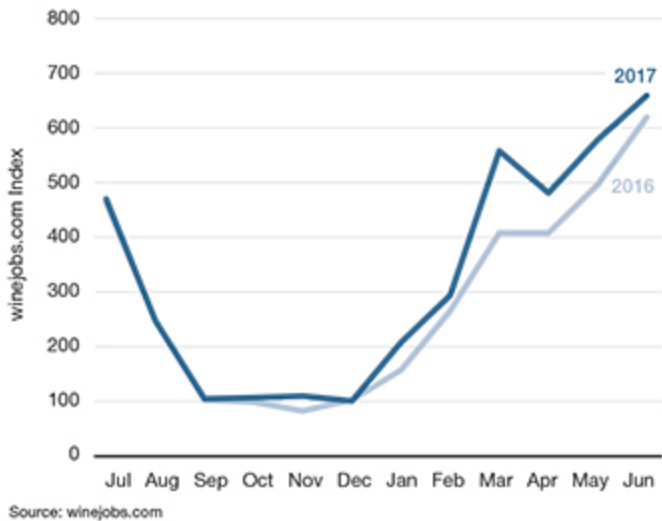
Winery Job Index »	Month	12 Months
June 2017	455	313
June 2016	423	283

WINERY JOB INDEX



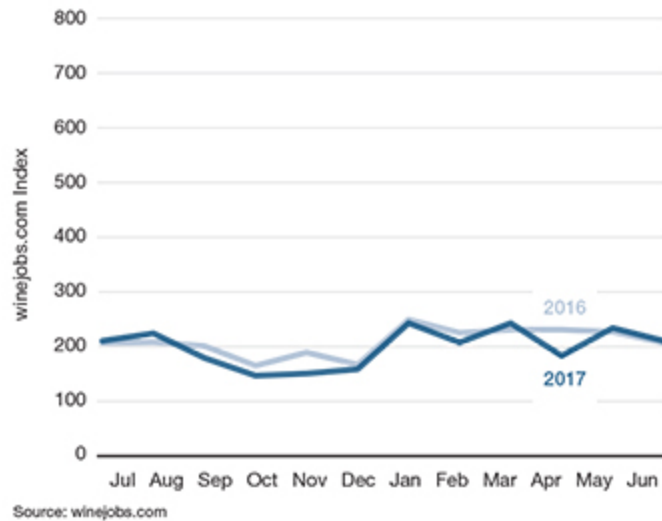
The Winery Job Index stood at 421 in June 2017, up 1% from June 2016. This was two points below the 10-year high of 423 set in March 2017.

WINEMAKING JOB SUBCATEGORY



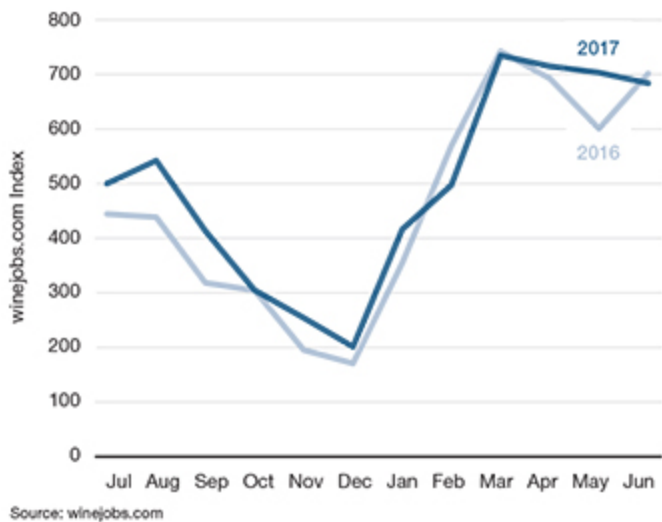
The winemaking job index remained strong at 650 in June 2017, up 6% from a year earlier.

SALES AND MARKETING JOB SUBCATEGORY



Demand for sales and marketing staff increased 3% in June 2017 versus a year ago, the index rising five points to 188.

DIRECT-TO-CONSUMER JOB SUBCATEGORY



Direct-to-consumer hiring declined 2% in June 2017, but the index remained relatively strong at 691.

WINES&VINES

866.453.9701 | 415.453.9700 | Fax: 415.453.2517 | 65 Mitchell Blvd., Ste. A San Rafael, CA 94903
info@winesandvines.com

Copyright © 2001-2024 by Wine Communications Group, Inc. All Rights Reserved.
No material may be reproduced without written permission of the Publisher.