

Wine Industry Metrics - Winery Job Index - August 2017

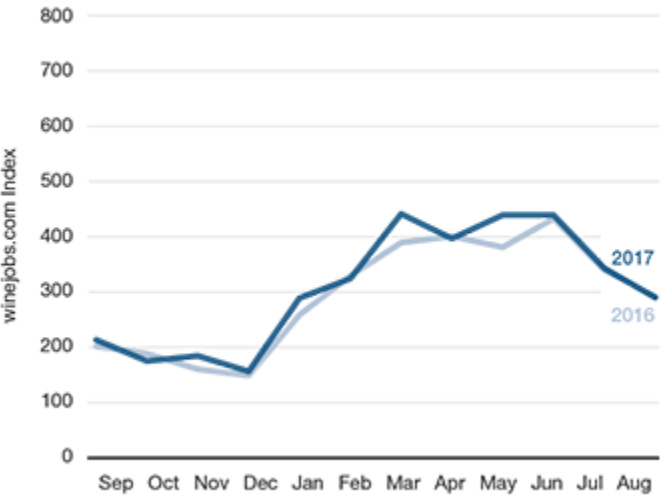
Wines Vines Analytics

Winemaking Positions Bolster Winery Hiring in August

Winery hiring was flat in August 2017, Winejobs.com reported, with the Winery Jobs Index reading 277 versus 279 in August 2016. This was the third straight month that numbers were largely unchanged from a year earlier, and the weakest August since 2009. Demand for winemaking positions was up 17% versus August 2016, but all other job categories posted declines, led by weaker demand for sales and marketing positions (down 10%), general administrative staff and vineyard labor (both down 9%).

Winery Job Index »	Month	12 Months
August 2017	295	314
August 2016	290	287

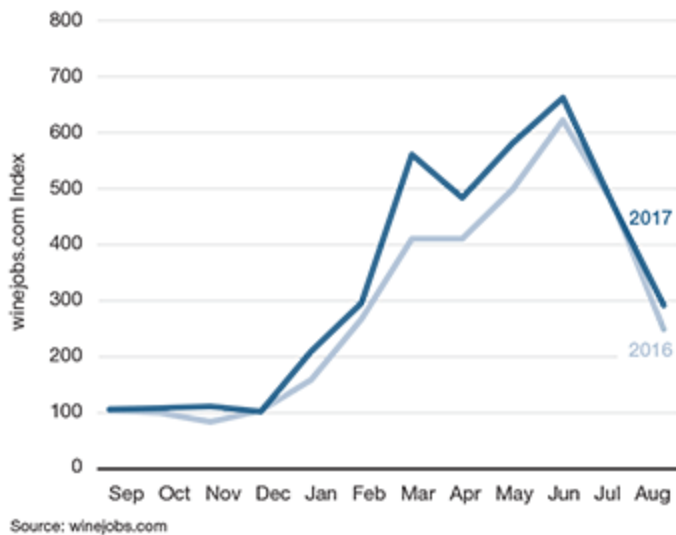
WINERY JOB INDEX



Source: winejobs.com

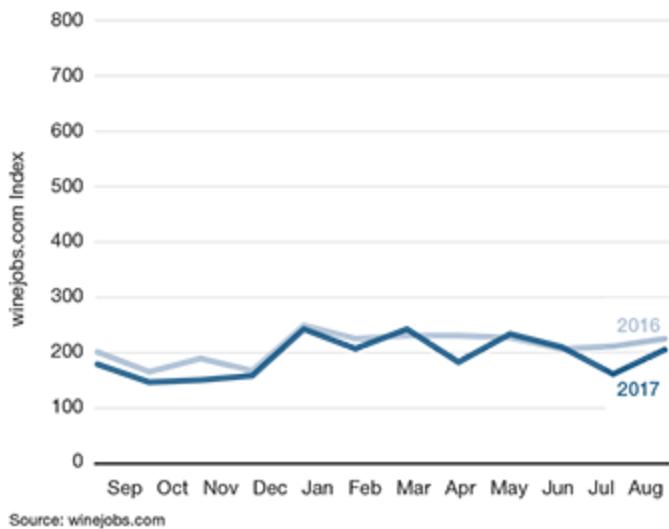
August 2017 saw the Winery Job Index fall 1% versus a year earlier to 277. This was the first monthly decline since April, and on par with January's index reading of 276.

WINEMAKING JOB SUBCATEGORY



The winemaking job index increased to 285 in August 2017, up 17% from August 2016.

SALES AND MARKETING JOB SUBCATEGORY



Demand for sales and marketing staff fell 10% in August 2017 from a year earlier, contributing to the weakest August in three years.

DIRECT-TO-CONSUMER JOB SUBCATEGORY



Demand for direct-to-consumer positions, including tasting room and retail staff, fell 3% in August 2017 versus a year ago. The monthly index stood at 529.

WINES&VINES

866.453.9701 | 415.453.9700 | Fax: 415.453.2517 | 65 Mitchell Blvd., Ste. A San Rafael, CA 94903
info@winesandvines.com

Copyright © 2001-2024 by Wine Communications Group, Inc. All Rights Reserved.
No material may be reproduced without written permission of the Publisher.